



Greenlam

STRATUS

KITCHEN SURFACE SOLUTIONS

Greenlam Laminates is ranked among the world's top three producers of laminates, as we bring a legacy steeped in exceptional artistry and unmatched quality. With a robust production capacity of 24.5 million sheets annually, we have consistently delivered superior products, guided by innovative technology and creative solutions. Trusted by professionals, we add timeless elegance to interiors. Our team of over 4,500 skilled employees, along with a vast network of 20,000+ dealers, ensures unwavering excellence for our esteemed clients who inspire us to innovate and deliver the best.



COMPLETE SURFACE SOLUTIONS FOR YOUR KITCHEN

Greenlam brings to you a way to turn your kitchen into a piece of art. Presenting Stratus Kitchen Surface Solutions, a co-ordinated range including breakfast bars, worktops, splashbacks, and upstands. A perfect blend of style, utility, and durability, these temperature-neutral and easy-to-install kitchen surfaces bring your kitchen alive through multitude textures and designs.

5574 • Statuario ▶



FEATURES



ABRASION
RESISTANT



TEMPERATURE
NEUTRAL



EASY TO
FABRICATE



BEAUTIFUL
TEXTURES



MOISTURE
RESISTANT



HIGH WEAR
RESISTANCE



SUSTAINABLE



ANTI-VIRUS
ANTI-BACTERIAL



HEAT RESISTANT



EASY TO
MAINTAIN



AIR QUALITY
GREENGUARD
CERTIFIED



IMPACT
RESISTANT



SAFE
CONTACT
WITH FOOD



MACHINABLE
THROUGH
ITS THICKNESS



SELF
SUPPORTING
(12MM)



5779 • Verona Ash ▶

WORKTOPS

SLIMLINE & DURABLE.

As design trends have developed to thinner worktops, the Stratus range of 12mm compact worktops takes the design solutions available to a whole new level. These durable modern designs with a range of textures offer sleek lines combined with a high level of performance in demanding kitchen environments.

Size - 3050 x 645mm

Thickness - 12mm

Core - White, Brown, Grey, Black

Texture - Essentia, Terra, Satin, Suede, Matt



5778 • Ahuna Marble ▶



5781 • Venezia Grey ▶

BREAKFAST BARS

A MASTERPIECE OF DESIGN MADE FOR ALL SPACES.

No modern kitchen is complete without a breakfast bar. Stratus breakfast bars are hassle-free modules that can be easily adapted to your space requirements. Sinks and cookers can be readily incorporated to suit any design layout.

Size - 3050 x 900mm

Thickness - 12mm

Core - White, Brown, Grey, Black

Texture - Essentia, Terra, Satin, Suede, Matt

UPSTANDS

STYLISH DRESSING FOR YOUR KITCHENS.

Stratus upstands allow you to effortlessly match your chosen worktops. Seamlessly continuing the worktop onto the wall, they stand up against food & water stains, ensuring an elegant appearance for your kitchen.

Size - 3050 x 95mm

Thickness - 12mm

Core - White, Brown, Grey, Black

Texture - Essentia, Terra, Satin, Suede, Matt



5577 • Houston ▶



SPLASHBACKS

DESIGNER SPACES THAT INVITE ADMIRING GAZES.

The Stratus Collection includes a range of Splashbacks to provide an effective wall finish, whilst allowing matching or contrasting design solutions. These compelling alternatives to traditional tiles are durable and easy to install.

Size - 3050 x 1300mm and 2440 x 1220mm


Thickness - 3mm and 0.7 mm

Texture - Essentia, Terra, Satin, Suede, Gloss, Matt, Subway Tile

White ▶



Black ▶



CORES

Brown ▶



Grey ▶





5574 • Statuario

W B U Sa Sb



5575 • Back Marmor

W B U Sa Sb



5578 • Madison

W B U Sa Sb



5577 • Houston

W B U Sa Sb

STONES & CONCRETES

W Worktop Range B Breakfast Bar Range U Upstand Range Sa 3mm Splashback Range Sb 0.7 mm Splashback Range **N** New



5773 • Neptunite

W B U Sa Sb



5779 • Verona Ash

W B U Sa Sb **N**



5783 • Evorcy Grey

W B U Sa Sb **N**




5774 • Antico

W B U Sa Sb



5778 • Ahuna Marble

W B U Sa Sb N



5784 • Athena Aegis

W B U Sa Sb N



5583 • Visconti

W B U Sa Sb N




5595 • Scala Grey

W B U Sa Sb N

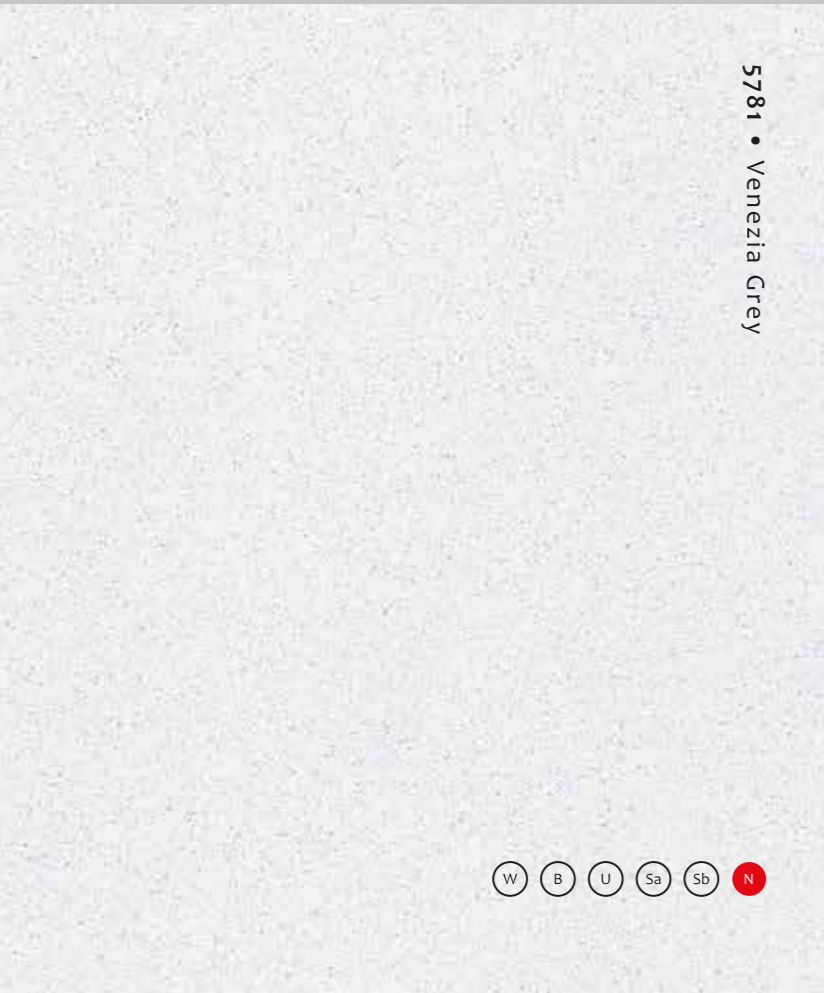
STONES & CONCRETES

W Worktop Range B Breakfast Bar Range U Upstand Range Sa 3mm Splashback Range Sb 0.7 mm Splashback Range N New



5789 • Veneto Quartz

W B U Sa Sb N



5781 • Venezia Grey

W B U Sa Sb N



5794 • Grey Onyx

W B U Sa Sb N



5791 • Belgium Stone

W B U Sa Sb N




5785 • San Pietra

W B U Sa Sb N



5762 • Tuscan Oak

- W
- B
- U
- Sa
- Sb
- N**



5076 • Primeval Oak

- W
- B
- U
- Sa
- Sb



5331 • Midnight Acacia

- W
- B
- U
- Sa
- Sb



5416 • Glacier

- W
- B
- U
- Sa
- Sb

WOODGRAINS

W Worktop Range
 B Breakfast Bar Range
 U Upstand Range
 Sa 3mm Splashback Range
 Sb 0.7 mm Splashback Range
 N New



5427 • Refresh Oak

- W
- B
- U
- Sa
- Sb



9611 • Innate Ash

- W
- B
- U
- Sa
- Sb



9610 • Pure Ash

- W
- B
- U
- Sa
- Sb



5758 • Artisan Oak

- W
- B
- U
- Sa
- Sb

124 • Mysore Ivory

W B U Sa Sb

132 • Cyclone

W B U Sa Sb

181 • Chocolate

W B U Sa Sb

275 • Pearl Grey

W B U Sa Sb

111 • Designer White

W B U Sa Sb N

277 • Charcoal

W B U Sa Sb

401 • Black

W B U Sa Sb

107 • Wool

W B U Sa Sb

COLOURS

W Worktop Range B Breakfast Bar Range U Upstand Range Sa 3mm Splashback Range Sb 0.7 mm Splashback Range N New

467 • Mermaid

W B U Sa Sb N

245 • Dark Green

W B U Sa Sb N

243 • Sea Green

W B U Sa Sb N

261 • Dark Grey

W B U Sa Sb N

9006 • Copper Metal

9081 • Geometric

Sa Sb N

Sa Sb N

METALS

DIGITALS

W Worktop Range B Breakfast Bar Range U Upstand Range Sa 3mm Splashback Range Sb 0.7 mm Splashback Range N New

W Worktop Range B Breakfast Bar Range U Upstand Range Sa 3mm Splashback Range Sb 0.7 mm Splashback Range N New

9031 • Silver Metal

9082 • Vintage

Sa Sb N

Sa Sb N

9861 • Black X

W B U Sa Sb

9853 • Anthracite

W B U Sa Sb N

9854 • Dove

W B U Sa Sb N

9857 • Country Blue

W B U Sa Sb N

9858 • Victorian Violet

W B U Sa Sb N

9859 • Sea Weed Green

W B U Sa Sb N

9860 • Twilight Blue

W B U Sa Sb N

9862 • Titan

W B U Sa Sb N

ANTI FINGERPRINT (AFX)

W Worktop Range B Breakfast Bar Range U Upstand Range Sa 3mm Splashback Range Sb 0.7 mm Splashback Range N New

9851 • White X

W B U Sa Sb

9852 • Eden Grey

W B U Sa Sb

9855 • Basalt Grey


W B U Sa Sb N

9856 • Coffee Bean

W B U Sa Sb N

Suede

A subtle classic finish suited for all type of decors, be it concrete, stone, wood or colours.




TEXTURES

Worktop Range Breakfast Bar Range Upstand Range 3mm Splashback Range 0.7 mm Splashback Range

Satin

A soft and smooth texture that replaces the essence of silk finish.



Gloss

A reflective smooth finish with a high sheen.




Essentia

A linear texture simulating the veining that characterizes wood, with a slight play of gloss and matt.



Terra

A rugged texture that bears semblance to a natural stone.




TEXTURES

Worktop Range Breakfast Bar Range Upstand Range 3mm Splashback Range 0.7 mm Splashback Range

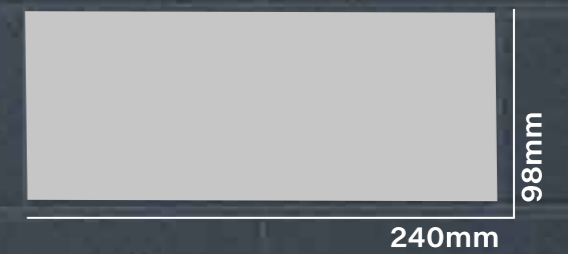
Matt

It's the art of subtlety, where surfaces embrace a velvety touch and bask in a gentle, non-reflective glow.



Subway Tile

A classic brick-patterned tile finish, perfect for creating striking walls.



Technical Specifications

S. No.	Properties	Unit	Test method as per EN 438 Part 2 & 4 :2016	Specified Values	Typical Results Greenlam
1	Classification		EN 438-4-4		
PHYSICAL & DIMENSIONAL PROPERTIES					
2	Nominal Thickness	mm		12.0	
3	Thickness	mm	EN 438-2 – 5	12.0 ± 0.50	Complies
4	Length & Width	mm	EN 438-2 – 6	+10mm/ -Nil	Complies
5	Density	g/cm ³	EN ISO 1183 -1:2004	1.35	1.4
6	Dimensional Stability at Elevated Temperature				
	Longitudinal Direction	%	EN 438-2 -17	0.30 (max)	0.08
	Transverse Direction	%		0.60 (max)	0.15
MECHANICAL PROPERTIES					
7	Resistance to Immersion in Boiling Water (2 hours)				
	Mass Increase	%		2.0 (max)	0.24
	Thickness Increase		EN 438-2 -12	2.0 (max)	0.68
	Appearance	Rating		Not worse than 4	5
8	Resistance to Impact by Large Diameter Ball				
	Drop Height	mm	EN 438-2 -21	1800	1900
	Diameter of Indentation	mm		10 (max)	7
9	Flexural Modulus	Mpa	EN ISO 178: 2003	9000 (min)	Complies
10	Flexural Strength	Mpa		80 (min)	Complies
11	Resistance to Craziing	Rating	EN 438-2 -24	Not worse than 4	5
SURFACE PROPERTIES					
12	Resistance to Water Vapor	Rating	EN 438-2 -14	Not worse than 4	5
13	Resistance to Dry Heat at 160° C	Rating	EN 438-2 -16	Not worse than 4	5
14	Resistance to Wet Heat @100° C	Rating	EN 438-2 -18	Not worse than 4	5
15	Resistance to Surface Wear, IP	Rev.	EN 438-2 -10	150 (min)	Complies
16	Resistance to Scratching	N	EN 438-2 -25	2.0 (min)	2.5
17	Resistance to Staining				
	Group 1 & 2	Rating	EN 438-2 -26	5	5
	Group 3			4	≥ 4
18	Light Fastness (Xenon Arc Lamp) - Grey Scale Contrast	Rating	EN 438-2 -27	4 to 5	Complies
FIRE PERFORMANCE					
19	Reaction to Fire	Euroclass	EN 13501-1	C-s2, d0	Complies
20	Calorific Value	MJ/kg	ISO 1716: 2010	19.91 (max)	19.88
HEALTH & ENVIRONMENTAL CHARACTERISTICS					
21	Food Safe	-	EN 13130-1	-	YES
22	Contents' Migration as per Food Commission Regulation	Migration	EN 1186-1, 3 & 14: 2002		
23	Formaldehyde Emission (Release)	ppm	EN 16516-2017	0.1	0.02
24	Volatile Organic Compounds (VOC) Emission	Class	ISO 16000-9	-	A
25	Anti-Bacterial Efficacy & Activity				
	% Reduction in 24 hours	%	JIS 2801-2012	95.0 (min)	99.99
	Activity after 24 hours	Log Reduction ^a		2.0 (min)	Exceeds

Bacteria tested: 1. Pseudomonas, 2. Enterococcus Faecalis, 3. Candida Albicans 4. Pseudomonas Aeruginosa 5. Escherichia Coli 6. Klebsiella 7. MRSA (Methicillin Resistant Staphylococcus Aureus) 8. Salmonella Enterica

Fungus tested: 1. Aspergillus niger 2. Penicillium funiculosum 3. Gliodadium virens 4. Chaetobium globosum 5. Aurobasidium pullulans

Note: Whereas Greenlam products are manufactured thoroughly to standards, the nature of the application procedure is beyond our control. The values given above are to the best of knowledge but without liability/warranty, expressed or implied.

CERTIFICATIONS



Safe and Healthy Living alongside Greenlam Products

GREENLAM® compact laminates are manufactured with safeguard Plus Technology. A revolutionary development in laminates with anti-bacterial and anti-virus properties. This double layer protection ensures safe & healthy products that are ideal for any kind of environment.



GREENGUARD Certification Program

GREENLAM® laminates are classified under the Low Emitting Product category when measured for potentially harmful emissions. This is an assurance that our products are ideal for use in interior environments where air quality is vitally important.



GREENGUARD Gold Certification

This certification, with a stricter criteria, means that **GREENLAM®** products are suitable for use in environments where children spend significant periods of time, including schools, daycares and healthcare facilities.



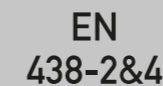
GREENLAM® products have been awarded CE certification which is given to those manufacturers who declare that the product complies with the essential requirements of the relevant European health, safety and environmental protection legislation, in practice by many Product Directives. CE Marking on a product indicates to government officials that the product may be legally placed in the market in their country.



All **GREENLAM®** Compact Laminates are certified by the prestigious American body, NSF International, making them the safest laminates for human health. Our surfaces can be used in situations where they will have direct contact with food. "Our surfaces have also been tested in accordance with EC directive 1935 with regards to food safety. Our products were proved fully compliant through testing to the demanding EU Food Commission Regulation 10/2011 with successful testing to BSEN 1186-1:2002, BSEN 1186-3:2002 & BSEN 1186-14:2002".



The FSC certification is considered the "gold standard" designation for wood harvested from forests that are responsibly managed, socially beneficial, environmentally conscious and economically viable. If a product, like a piece of tropical hardwood furniture, is labeled as "FSC Certified", it means that the wood used in the piece and manufacturer that made it met the requirements of the forest stewardship Council. Greenlam provides **FSC®** Certified product (Certificate No. DNV-COC-002714), on request.



GREENLAM® products are tested in accordance to BS EN 438 – 2&4 and strictly conforms to all the testing standards for dimensional stability and performance levels such as boiling water, moisture, impact, scratches and stain resistance.

AVAILABILITY CHART

Design No.	Design Name	Compacts 12mm			Compacts 3mm		HPL 0.7mm	
		Worktops 3050 x645 x 12mm	Breakfast Bars 3050 x900 x 12mm	Upstands 3050 x 95 x 12mm	Splashback Panels 3050 x 1300 x 3mm	Splashback Panels 2440 x 1220 x 3mm	Splashback HPL 3050 x 1300 x 0.7mm	Splashback HPL 2440 x 1220 x 0.7mm
DÉCORS								
Stones & Concretes								
5574	Statuario	Yes	Yes	Yes	Yes	N/A	Yes	N/A
5575	Black Marmor	Yes	Yes	Yes	Yes	N/A	Yes	N/A
5577	Houston	Yes	Yes	Yes	Yes	N/A	Yes	N/A
5578	Madison	Yes	Yes	Yes	Yes	N/A	Yes	N/A
5583	Visconti	Yes	Yes	Yes	Yes	N/A	Yes	N/A
5595	Scala Grey	Yes	Yes	Yes	Yes	N/A	Yes	N/A
5773	Neptunite	Yes	Yes	Yes	Yes	N/A	Yes	N/A
5774	Antico	Yes	Yes	Yes	Yes	N/A	Yes	N/A
5778	Ahuna Marble	Yes	Yes	Yes	Yes	N/A	Yes	N/A
5779	Verona Ash	Yes	Yes	Yes	Yes	N/A	Yes	N/A
5781	Venezia Grey	Yes	Yes	Yes	Yes	N/A	Yes	N/A
5783	Evorcy Grey	Yes	Yes	Yes	Yes	N/A	Yes	N/A
5784	Athena Aegis	Yes	Yes	Yes	Yes	N/A	Yes	N/A
5785	San Pietra	Yes	Yes	Yes	Yes	N/A	Yes	N/A
5789	Veneto Quartz	Yes	Yes	Yes	Yes	N/A	Yes	N/A
5791	Belgium Stone	Yes	Yes	Yes	Yes	N/A	Yes	N/A
5794	Grey Onyx	Yes	Yes	Yes	Yes	N/A	Yes	N/A
Woods								
5076	Primeval Oak	Yes	Yes	Yes	Yes	N/A	Yes	N/A
5331	Midnight Acacia	Yes	Yes	Yes	Yes	N/A	Yes	N/A
5416	Glacier	Yes	Yes	Yes	Yes	N/A	Yes	N/A
5427	Refresh Oak	Yes	Yes	Yes	Yes	N/A	Yes	N/A
5758	Artisan Oak	Yes	Yes	Yes	Yes	N/A	Yes	N/A
5762	Tuscany Oak	Yes	Yes	Yes	Yes	N/A	Yes	N/A
9610	Pure Ash	Yes	Yes	Yes	Yes	N/A	Yes	N/A
9611	Innate Ash	Yes	Yes	Yes	Yes	N/A	Yes	N/A
AFX- Antifinger Print								
9851	White X	Yes	Yes	Yes	Yes	N/A	Yes	N/A
9852	Eden Grey	Yes	Yes	Yes	Yes	N/A	Yes	N/A
9853	Anthracite	Yes	Yes	Yes	Yes	N/A	Yes	N/A
9854	Dove	Yes	Yes	Yes	Yes	N/A	Yes	N/A
9855	Basalt Grey	Yes	Yes	Yes	Yes	N/A	Yes	N/A
9856	Coffee Bean	Yes	Yes	Yes	Yes	N/A	Yes	N/A
9857	Country Blue	Yes	Yes	Yes	Yes	N/A	Yes	N/A
9858	Victorian Violet	Yes	Yes	Yes	Yes	N/A	Yes	N/A
9859	Sea Weed Green	Yes	Yes	Yes	Yes	N/A	Yes	N/A
9860	Twilight Blue	Yes	Yes	Yes	Yes	N/A	Yes	N/A
9861	Black X	Yes	Yes	Yes	Yes	N/A	Yes	N/A
9862	Titan	Yes	Yes	Yes	Yes	N/A	Yes	N/A
Colours								
107	Wool	Yes	Yes	Yes	Yes	Yes	Yes	Yes
111	Designer White	Yes	Yes	Yes	Yes	Yes	Yes	Yes
124	Mysore Ivory	Yes	Yes	Yes	Yes	Yes	Yes	Yes
132	Cyclone	Yes	Yes	Yes	Yes	Yes	Yes	Yes
181	Chocolate	Yes	Yes	Yes	Yes	Yes	Yes	Yes
243	Sea Green	Yes	Yes	Yes	Yes	Yes	Yes	Yes
245	Dark Green	Yes	Yes	Yes	Yes	Yes	Yes	Yes
261	Dark Grey	Yes	Yes	Yes	Yes	Yes	Yes	Yes
275	Pearl Grey	Yes	Yes	Yes	Yes	Yes	Yes	Yes
277	Charcoal	Yes	Yes	Yes	Yes	Yes	Yes	Yes
401	Black	Yes	Yes	Yes	Yes	Yes	Yes	Yes
467	Mermaid	Yes	Yes	Yes	Yes	Yes	Yes	Yes
Metals								
9006	Copper Metal	N/A	N/A	N/A	N/A	Yes	N/A	Yes
9031	Silver Metal	N/A	N/A	N/A	N/A	Yes	N/A	Yes
Digitals								
9081	Geometric	N/A	N/A	N/A	N/A	Yes	N/A	Yes
9082	Vintage	N/A	N/A	N/A	N/A	Yes	N/A	Yes
TEXTURES								
Worktop	Essentia	Yes	Yes	Yes	Yes	N/A	Yes	N/A
Splashback	Terra	Yes	Yes	Yes	Yes	N/A	N/A	N/A
Textures	Satin	Yes	Yes	Yes	Yes	Yes	Yes	Yes
	Suede	Yes	Yes	Yes	Yes	Yes	Yes	Yes
SplashBack	Gloss	N/A	N/A	N/A	Yes	Yes	Yes	Yes
Exclusive	Subway tile	N/A	N/A	N/A	N/A	Yes*	N/A	N/A
Textures	Matt	Yes	Yes	Yes	Yes	Yes	N/A	Yes

* Except decor no. 401 Black



Global Headquarters

2nd Floor, West Wing, Worldmark 1,
Aerocity IGI Airport Hospitality District, New Delhi - 110037.
Tel: [91 11-4279-1399 | Email: info@greenlam.com | Web: www.greenlam.com

 /greenlamlaminate  /greenlam01  /greenlam_laminates/  /greenlamIndustries